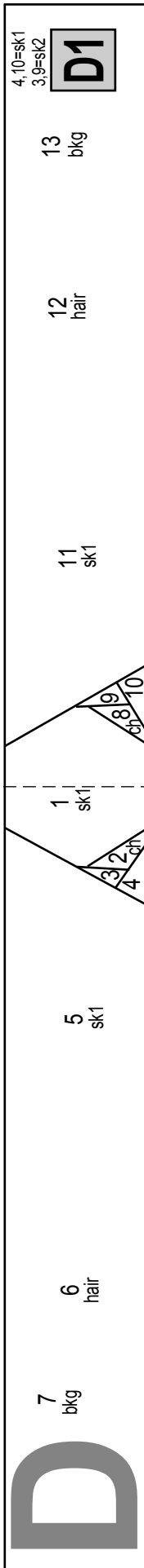
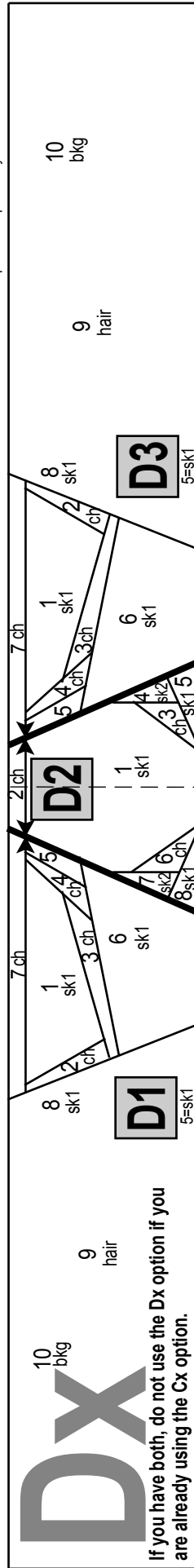


PAPER PANACHE PATTERNS
 MYSTERY ADVENTURE BLOCK #61
 FAIRY QUILT GODMOTHER
 UNIT D (3652) of A-F ©2011 by L. Worland
<http://www.paperpanache.com>
 For personal use only. No PDFs nor
 printed copies may be distributed.



↑ choose ONE ↓

PAPER PANACHE PATTERNS
 MYSTERY ADVENTURE BLOCK #61
 FAIRY QUILT GODMOTHER
 UNIT D (3652) of A-F ©2011 by L. Worland
<http://www.paperpanache.com>
 For personal use only. No PDFs nor
 printed copies may be distributed.



If you have both, do not use the Dx option if you are already using the Cx option.

Paper Panache Mystery Adventure Block #61

IT'S YOUR FAIRY QUILT GODMOTHER!

UNIT D

Piecing order:

Unit D: One section

OR

Unit Dx (with glasses):

D1+D2+D3

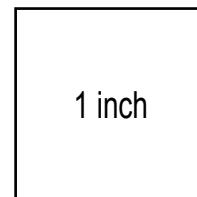


Match seams where
 arrowheads meet

If there is no color abbreviation
 in the space, look near the section letter.

Paper Panache

Images & Ideas for Paper Piecing
<http://www.paperpanache.com>



All inch marks in
 all printouts should
 be the same.

For personal use only.