

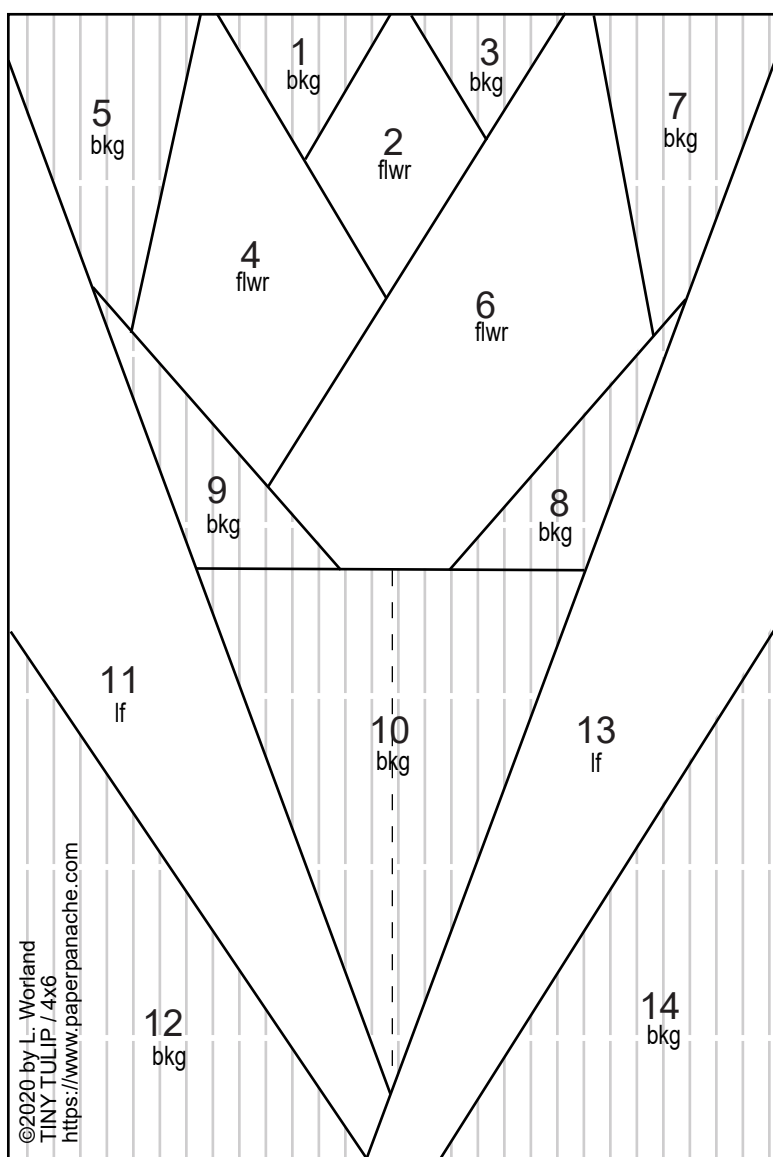

# Tiny Tulip

by Linda Worland at Paper Panache  
<https://www.paperpanache.com>

4"x6"

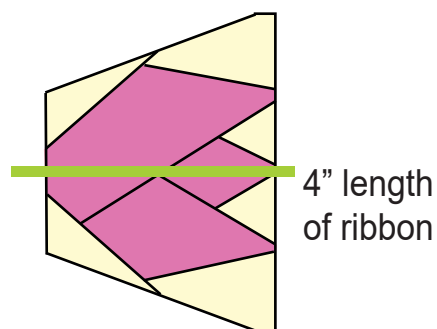
Just one section! How about a pretty spring border?

bkg	background color
flwr	flower color
lf	leaf color



## FOR STEM:

Before adding piece 10, lay a narrow piece of green ribbon across the flower and catch it in the seam when you add piece 10. Then fold ribbon down to point of piece 10 and press. Pin well and catch in seams when adding leaves (pieces 11 and 13).



©2020 by L. Worland  
 TINY TULIP / 4x6  
<https://www.paperpanache.com>