

©2021 by Linda Worland  
**For personal use only.**  
**Do not make or distribute**  
**copies of this PDF, whether**  
**printed or electronic.**

Please direct inquiries for patterns to  
 hi\_linda@paperpanache.com or  
 https://www.paperpanache.com  
 or  
 Paper Panache  
 Images and Ideas for Paper-Piecing  
 Please email me if you need  
 the address or phone number.

<https://www.paperpanache.com>

**PIECING ORDER:**  
 (A+B) + (C+D)



Match seams where  
 arrowheads meet

# PAPER PANACHE

## MYSTERY ADVENTURE BLOCK #100

6"x6" plus seam allowances

### COLOR NOTES:

**bkg**—Choose a background color in either gray or beige; it should be very light, like white with a touch of color in it.

### BASIC STEPS:

1. Cut out pattern and paper piece sections, making sure to add all seam allowances as you go.
2. After all sections are covered with fabric, turn them paper-side up and figure out how the pieces fit together. Work alphabetically following the piecing order at left. Make sure that the lettering on all pattern pieces is right-side up and that arrowheads (if they exist) match appropriately between sections.
3. Sew sections together carefully according to the piecing order. **Trim all seams between sections to 1/4" and press open.**
4. Send me an email and tell me what you see! Include your name and city, state/province, and country (if not the U.S.).

### FINISHING:





Press. Trim block to 6½"x6½", which includes seam allowances.

**ONLINE HELP:** <https://www.paperpanache.com/how-tos>

See my page at <https://www.paperpanache.com/free-mystery-block> and join us for the **MB100 Block Drawing!**

### SUGGESTED FABRIC PALETTE:

For an easy reference, tape a piece of your fabric selection in each spot at right. Amounts have been approximated. You may need more or less depending on how you paper piece, especially if you rough cut prior to sewing.

<b>bkg</b> gray or beige, very light	<b>pk</b> bright pink, med to dark	<b>gr</b> med green	<b>dgr</b> dark green
			
9"x11"	5"x6"	5"x6"	5"x6"

# PAPER PANACHE MYSTERY ADVENTURE BLOCK #100

Paper Panache Patterns  
 ©2021 by L.S. Worland  
<https://www.paperpanache.com>  
 MB#100--pattern pieces pg 1 of 1

